

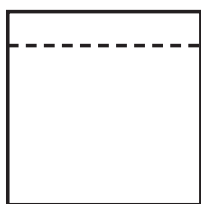
H20 The odds and ends containers game

4.2 Organization of production

Your brief

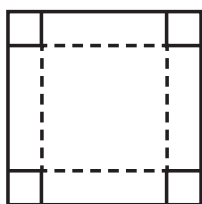
You work in the manufacturing department of the Tidy Container Company, which supplies handy size containers for paper clips, elastic bands, drawing pins and other 'odds and ends'.

In groups of four or five, organize your use of time, labour and materials to produce containers of the highest quality with as little waste as possible, following the tasks and design below.



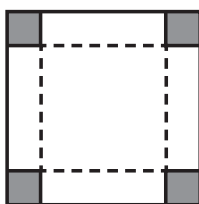
Stage 1

Cut a perfect square. Do not throw away the end paper.



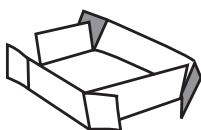
Stage 2

Draw markings as shown. Folds (—) and cuts (---). Now complete these.



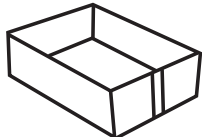
Stage 3

Apply glue to shaded area.




Stage 4

Secure sides of paper.



Stage 5

Check quality of container.



Stage 6

Collect up all end paper pieces for your group and hand them to your teacher at the end of the game. These can be stapled together to make rough note pads.

Resources

Each group will be given the following resources.

Materials	Labour	Capital
20 sheets of A4 paper	Four or five students	1 pair of scissors 2 sticks of glue 2 pencils 2 rulers

Organizing production

You have 15 minutes to produce your target of 20 containers. Your teacher will check all containers for quality or damage. Each completed container is worth \$5 to your organization but rejected containers will cost your organization \$6 each. The most successful firm is the one that is nearest to achieving a total output valued at \$100.

After production

- Which firm was the most successful?
- How did it organize production and work tasks?
- What other ways could production be organized?
- Was the most successful firm the most satisfying to work in?